



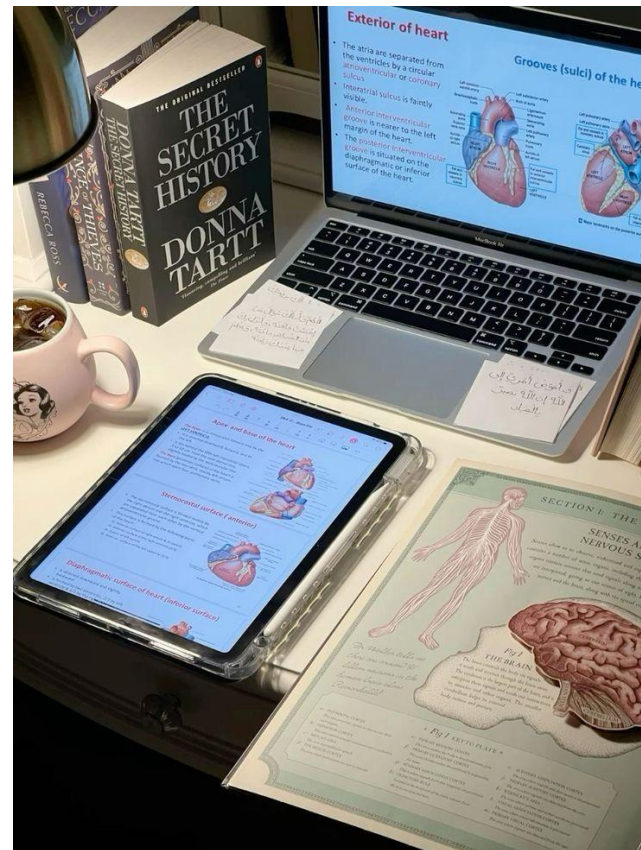
ИСПОЛЬЗОВАНИЕ ИНТЕРАКТИВНЫХ ДОСОК MIRO НА ПРАКТИЧЕСКИХ ЗАНЯТИЯХ У ИНОСТРАННЫХ ОБУЧАЮЩИХСЯ

Бадретдинова Э.Р., Идиятова Р.Р.

Современные технологии в рамках обучения в университете

Основные аспекты обучения с использованием современных технологий:

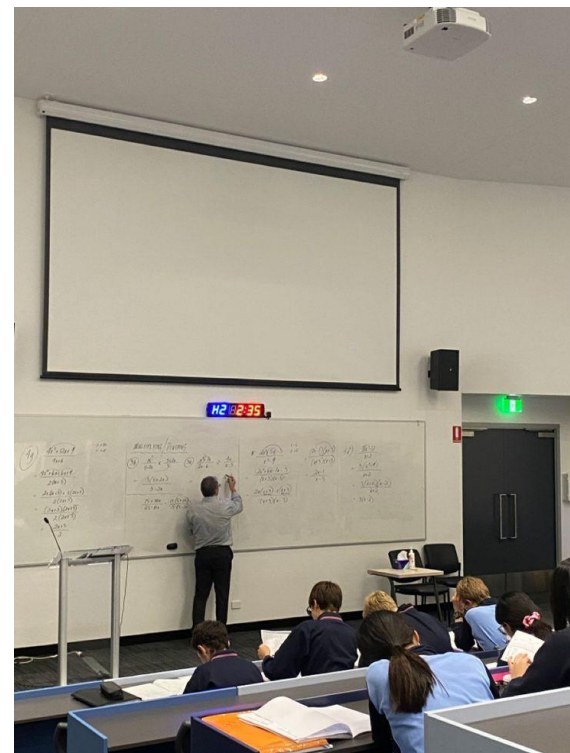
- Использование интерактивных платформ и приложений
- Дополнительное взаимодействие преподавателя с обучающимися через онлайн-платформы
- Включение самостоятельной работы, домашних заданий и онлайн-проектов
- Поддержание мотивации обучающихся



Гибридный формат обучения в университете: Сочетание очного и онлайн-обучения для максимальной эффективности

Преимуществами гибридного формата являются:

- Возможность просматривания записанных лекций и материалов в удобное время.
- Возможность участия в образовательном процессе у обучающихся из отдаленных регионов.
- Организация групповых проектов и заданий, которые могут выполняться как очно, так и онлайн.
- Использование онлайн-платформ для размещения материалов, заданий и тестов.
- Онлайн-инструменты, такие как форумы, чаты и виртуальные классы для поддержания активного участия и обсуждения.



801-1000
12-15

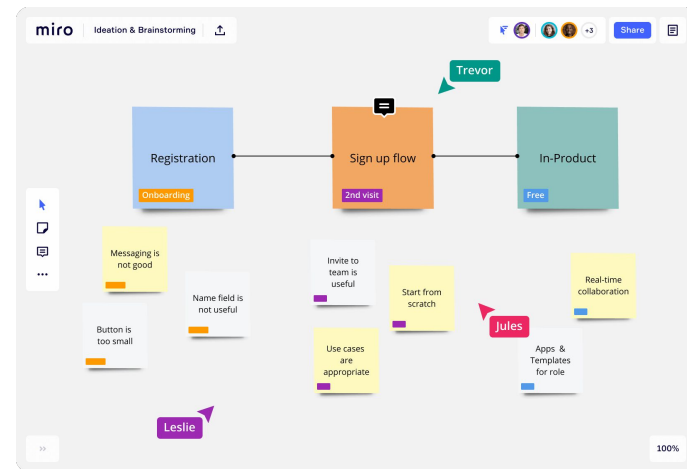


401
5

Использование онлайн-платформ для размещения материалов, заданий и тестов

Примеры использования онлайн-платформы MIRO на практических занятиях в рамках университета:

- создание бесконечных интерактивных досок;
- возможность добавления текста, изображений, ссылок и других элементов для создания насыщенных и информативных презентаций;
- возможность нескольким пользователям работать над одним проектом одновременно;
- проведение интерактивных лекций и семинаров с использованием визуальных материалов, созданных в Miro.




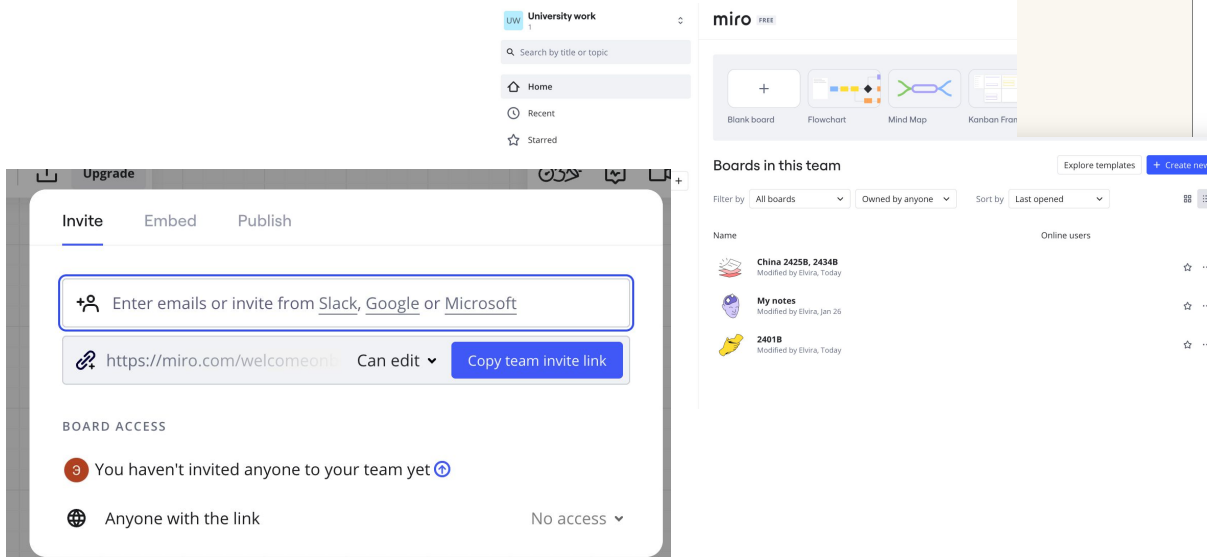
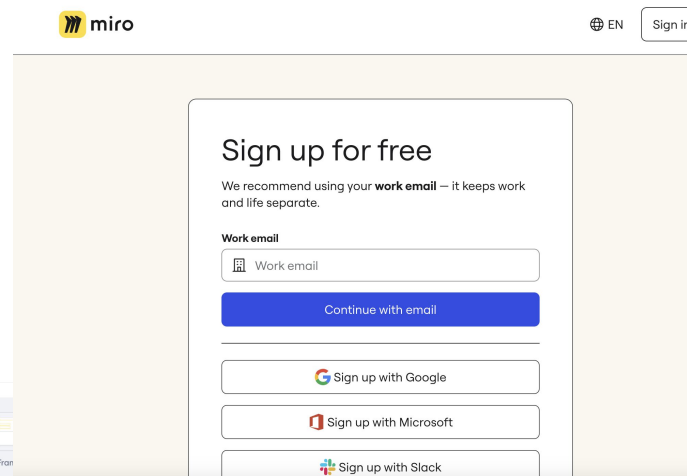
801-1000
12-15



401
5

Начало работы с онлайн-платформой MIRO

1. Создание учетной записи
<https://miro.com/signup/>
2. Добавление новой доски
<https://miro.com/app/dashboard/>
3. Отправка приглашения ученику или учеников при помощи добавления почты



801-1000
12-15
401
5



Примеры практических занятий у слушателей подготовительного факультета КФУ



Примеры практических занятий по английскому языку с использованием страниц из учебника, дополнительной информации на стикерах, а также рабочие листы, разработанные самим преподавателем.



Which day of the week is busy for you?
In your notebook, write three or four things you do on your busy day.

LANGUAGE IN CONTEXT
Compare Julia's numbers with your numbers.
Julia takes 7,000 steps a day. I think I take _____ steps a day.
Julia looks at a computer 10.5 hours a day. I look at my computer about _____ hours a day.
Julia writes around 64 messages a day. I probably write about _____ messages a day.
Julia only sleeps six hours a night. I usually sleep about _____ hours a night.

VOCABULARY

- do the dishes
- do the laundry
- do homework

- do work
- make the bed
- make plans
- have something to drink
- have something to eat

tower - a tall, narrow building or other structure; e.g. the Eiffel Tower in Paris

How many people are helping to build the tower? How are they connected (hands, arms, etc.)?
Do the people know each other? How do they know each other? What is their connection? Are they in one family? One club? One team?
Imagine your team is told they are to build towers of people who do you want to help you? Which people say yes, and which people say no? Think of what people who say "yes!"

I know one singer from my country. Her name is Julia Savicheva. Once we got the same plane at the airport.

UNIT OBJECTIVES

- talk about the people in your life
- talk about possessions
- greet people and start a conversation
- introduce yourself in an email
- talk about what you have to do tomorrow

CONNECTIONS

1

START SPEAKING

- Look at the picture. What is the connection between the people? What are some different ways people are connected? Read the list and add two more.
Family friends work/school
- Think about a famous actor in your country: how many connections do you have between you and him/her? You can use your phone to help you.
- Are you a very social person in general? Do you have connections with a lot of different people? For ideas, watch Alessandra's video.

YES! INTERVIEW Are you the same as Alessandra?

social - enjoying spending time with other people

Do you enjoy being in a group or being alone? Which is more relaxing for you?

1.1 WE'RE FAMILY LESSON OBJECTIVE: talk about the people in your life

1 VOCABULARY: Describing people you know

A Look at the pictures. Listen and say the words. Who do you see every day?

neighbors, classmates, grandparents, girlfriend, boyfriend, boss, grandson, granddaughter, roommate

B How do the vocabulary exercises for 1.1 on page 141.

C **FACTWORK!** Make five true sentences with five words from exercise 1A. Tell your partner.

2 LANGUAGE IN CONTEXT

A Look at the picture of Cecilia. Who are the people in her life? Who's in her family? Check ✓ in the boxes.

Check all the classmates that Cecilia and I know well with. They're in the same class. They're in the same school. They're in the same grade.

Check all the people Cecilia has met more than 200 times. Get feedback for the next class. Cecilia has met more than 200 people in her life.

Check all the people Cecilia has met in the last 24 hours. Cecilia has met more than 200 people in her life.


Check all the people Cecilia has met in the last 24 hours. Cecilia has met more than 200 people in her life.

B Match the names with their connection to Cecilia.

- 1 Yvonne a neighbor
- 2 Maria b. class friend
- 3 Kiko and Luis c. sister
- 4 Jose Luis d. classmate
- 5 Marcos e. brother



801-1000
12-15



401
5

Разработка собственных образовательных материалов



- mind maps
- таблицы
- диаграммы
- карточки и т.д.

EMAIL INTRODUCTIONS

How do you prefer to communicate?

1. In person
2. By email
3. By text
4. By phone

Do you prefer to write in English?

Why do you write here?

Do you write emails in English?

Can you say the main idea of the letter in Turkish?

Can you say an important detail from the book.

Read the email and check the main idea. Write the main idea on a separate sheet of paper.

Formal email: Dear Mr. Johnson, My name is Amanda Barron. I work with your sister at first city bank in sanator. now i would like a new job. can we meet on tuesday and talk about your company? sincerely, amanda barron

Informal email: Hey, I'm Amanda. I'm writing to you because I'm interested in your company. I would like to know more about your company. Can you tell me more about your company? Thank you very much for your time. Best wishes, Lily Martin

REGISTER CHECK: In formal writing, don't write "I want". A better way to say what you want is "I would like..."

What are problems with Clara's email. Read the comments (A-F) and match them with the correct part of the email.

1. What is your email about? You need a subject.
2. Begin a formal sentence with Dear Mr. / Mrs. / Sir (last name) or just Dear Hiring Manager or Dear Job etc. It's not a good idea to begin with Hello, Hi or Dear Friend. You're not a friend!
3. End the email with best wishes or All the best and write your full name.
4. If a very small address is OK to finish but for people you don't know.
5. Check your spelling before you send your email.
6. Don't use emojis in a formal email.

Dear Mr. Johnson, Your daughter Abigail is my classmate at the University of Toronto. In October and November every year, students in our class do an internship. I would like to do an internship in your company, Global Technologies. I attach my résumé to this email. Thank you very much for your time. Best wishes, Lily Martin

1. Who wants an internship?
2. Who is Abigail?
3. How long is the internship?
4. Why is Lily writing specifically to Mr. Johnson about an internship?

1. person (E.g. Mr, Ms, etc.)
2. the beginning of a sentence
3. names, people and organizations
4. (Mr, Mrs, Dr, Prof)
5. job titles, countries, nationalities, towns
6. days of the week, months

Write the email below with capital letters in the correct places.

Dear Mr. J, my name is amanda barron. i work with your sister at first city bank in sanator. now i would like a new job. can we meet on tuesday and talk about your company? sincerely, amanda barron

Think of a situation and write a formal email to someone you don't know.

At the Airport

Vocabulary

1. The airport is very busy with every plane arriving and leaving.
2. I walked past a of the terminal and the waiting area.
3. My flight was 12:30 and I was at the gate at 11:30.
4. There was a queue to board our airplane because...
5. I was told that the flight was cancelled because the country...
6. The reason for the flight cancellation was...
7. The flight was cancelled because of the weather conditions.
8. The flight was cancelled because of the weather conditions.
9. The flight was cancelled because of the weather conditions.
10. The flight was cancelled because of the weather conditions.
11. The flight was cancelled because of the weather conditions.
12. The flight was cancelled because of the weather conditions.
13. The flight was cancelled because of the weather conditions.
14. The flight was cancelled because of the weather conditions.

BOARDING PASS

Practice

Match the definition.

1. A person or the person who you can buy the airplane ticket from
2. A person or the person who you can buy the airplane ticket from
3. A person or the person who you can buy the airplane ticket from
4. A person or the person who you can buy the airplane ticket from
5. A person or the person who you can buy the airplane ticket from
6. A person or the person who you can buy the airplane ticket from
7. A person or the person who you can buy the airplane ticket from
8. A person or the person who you can buy the airplane ticket from
9. A person or the person who you can buy the airplane ticket from
10. A person or the person who you can buy the airplane ticket from
11. A person or the person who you can buy the airplane ticket from
12. A person or the person who you can buy the airplane ticket from
13. A person or the person who you can buy the airplane ticket from
14. A person or the person who you can buy the airplane ticket from
15. A person or the person who you can buy the airplane ticket from
16. A person or the person who you can buy the airplane ticket from
17. A person or the person who you can buy the airplane ticket from
18. A person or the person who you can buy the airplane ticket from
19. A person or the person who you can buy the airplane ticket from
20. A person or the person who you can buy the airplane ticket from

Discuss

1. How do you prefer to communicate?
2. Do you prefer to write in English?
3. Do you write emails in English?
4. How do you prefer to communicate?
5. Do you prefer to write in English?
6. Do you write emails in English?
7. How do you prefer to communicate?
8. Do you prefer to write in English?
9. Do you write emails in English?
10. How do you prefer to communicate?
11. Do you prefer to write in English?
12. Do you write emails in English?
13. How do you prefer to communicate?
14. Do you prefer to write in English?
15. Do you write emails in English?

BEFORE WATCHING

1. Have you ever had a teacher who made a big impact on your life? How did they inspire you?
2. How do you feel when someone believes in you and supports you?

THE RON CLARK STORY

WHILE WATCHING

Complete the following statements.

1. In the first scene Mr. Clark wants to teach in New York because...
2. Before starting teaching, Ron wants to...
3. His rule #1 is...
4. Ron Clark motivates his students in teaching grammar with...
5. In order to his students to memorize the USA presidents, he...
6. Mr. Clark loves his students that he...

Can You Tell which Sentences are True and which are False?

1. The Ron Clark Story is a fictional film.
1. Ron Clark is a sixth grade teacher.
3. Ron Clark moves to Harlem, NY to teach.
4. Ron Clark's teaching position is at Inner Harlem High School.
5. Ron Clark believes that building relationships with students' families is important.
6. Ron Clark believes that academics should be the top priority in the classroom.
7. Ron Clark makes learning enjoyable for his students by incorporating humor, music, and art.

AFTER WATCHING

What would you do if you were Mr. Clark? Would you change some of his learning strategies? What kind of motivation would you provide?

QUIZLET

Источники информации

- <https://miro.com/ru/>
- <https://ru.pinterest.com/>
- L.Clandfield, B.Goldstein EVOLVE student's book
- https://d2k.ru/about_us/publications/cto_takoe_gibridnoe_obuchenie/
- <https://zenclass.ru/ponyatno/hybrid-learning>



801-1000
12-15



401
5



ИСПОЛЬЗОВАНИЕ ИНТЕРАКТИВНЫХ
ДОСОК MIRO НА ПРАКТИЧЕСКИХ
ЗАНЯТИЯХ У ИНОСТРАННЫХ
ОБУЧАЮЩИХСЯ

Спасибо за внимание!